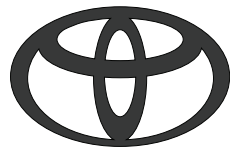




Vehicle conversion



WAV WITH REAR CUT FLOOR

Toyota Proace City L1 / L2

- ✓ Original tank remains
- ✓ Vehicle is 20 G crash tested



Tomorrow's
safety today!

Image shows Berlingo L12



www.amf-bruns.de

ACCESSIBLE VEHICLE WITH REAR CUT FLOOR


Toyota Proace City L1 / L2



With the unfolded ramp the vehicle can be accessed comfortably with a wheelchair.



Optional EASYFLEX ramp folded flat allows full use of the luggage area.

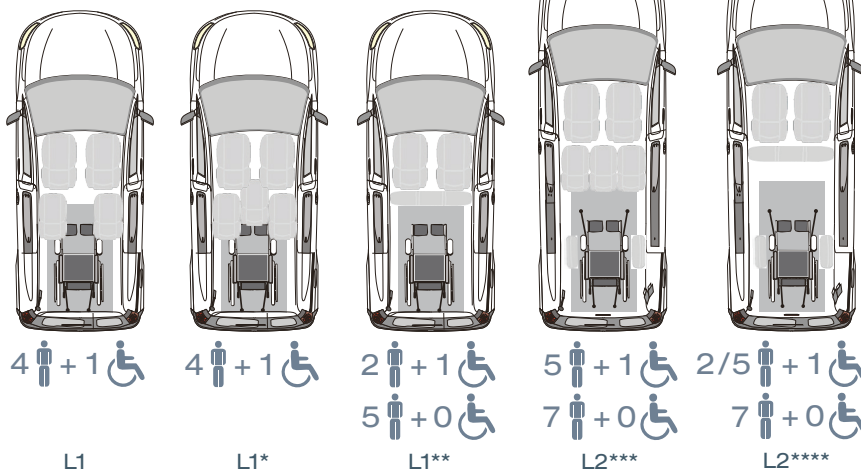


Optional the vehicle can be equipped with the head & backrest FUTURESAFE.

THESE FACTS MAKE ALL THE DIFFERENCE

- » XXL cut out without any obstructions
- » DIN and ISO tested wheelchair and occupant restraint system PROTEKTOR
- » Extra long front electric belts for the wheelchair
- » The optional, patented EASYFLEX ramp is extremely user-friendly and can be converted quickly to a loading area - ideal for combined usage.
- » Up to three single seats in 2nd row or OE bench seat (foldable and slidable)
- » Two optional tip & fold seats in 3rd row (L2 only)
- » Original fuel tank and original AdBlue tank remain
- » Optional head & backrest FUTURESAFE is available

SEATING ARRANGEMENTS



TESTED SAFETY

The vehicle is dynamically crash tested with 20 G.

European type approval.



TECHNICAL DATA

- » Ramp: Aluminium with anti-slip surface, gas strut supported
- » Wheelchair area interior floor dimensions: Width approx. 810 mm; length approx. 1.400 mm
- » Wheelchair area interior height dimensions: Rear entrance height approx. 1.450 mm; Interior height approx. 1.410 mm (rear area)



AMF-BRUNS GmbH & Co. KG | Hauptstraße 101 | D-26689 Apen
 Telefon +49 (0) 44 89 / 72 72 50 | Fax +49 (0) 44 89 / 62 45
 hubmatik@amf-bruns.de

www.amf-bruns.de



DIN EN ISO 9001
 REG.-NR. 01 0105027